

# **TRANSFER PRICE**

## **User's guide**

DDP – Exceptions

Locate the "OR"  
you want to  
modify and select  
the "take" action,  
as the image  
indicates.

ZINA

TransferPrice

OR number

Inbox

All OR

TP general report

Tutorials

DDP Inbox (order request)

Hide/Show filters

Filters

OR Number

Status 

All

Priority 

All

Show only my OR 

No

Start date

End date

Show 10 entries

OR NUMBER	CUSTOMER TEAM	OWNER	CREATION DATE	OR TYPE	STATUS	DDP MEMBER	ACTION	PRIORITY
testetreinamento2	TEL Colombia - Test Only	Luis Felipe Sposito de Souza	09.03.2017	Risk Order	Taken	User DDP	<div>Take</div>	Standard
testeorlouhi	TEL Colombia - Test Only	Luis Felipe Sposito de Souza	06.03.2017	Scratch PO	Work in progress	Luis Felipe Sposito de Souza	<div>Work in progress</div>	Standard
testeexception	TEL Colombia - Test Only	Luis Felipe Sposito de Souza	27.02.2017	Trial	Sent to DDP	MEMBER	<div></div>	Standard
Teste With New Item Proposal Field	TEL Colombia - Test Only	Luis Felipe Sposito de Souza	09.02.2017	Sales	Work in progress	Luis Felipe Sposito de Souza	<div>TP calculation needed</div>	Standard
TesteExceção1309	TEL Colombia - Test Only	Luis Felipe Sposito de Souza	13.09.2016	Sales	Work in progress	Luis Felipe Sposito de Souza	<div>TP calculation needed</div>	Standard
TesteNovoFluxo1309	TEL Colombia - Test Only	Luis Felipe Sposito de Souza	13.09.2016	Donation	Work in progress	Luis Felipe Sposito de Souza	<div>Work in progress</div>	Standard
123123testescreat	TEL Colombia - Test Only	Luis Felipe Sposito de Souza	13.07.2016	Scratch PO	Work in progress	Luis Felipe Sposito de Souza	<div>Work in progress</div>	Standard
TesteSalesMergon Juliana	TEL Colombia - Test Only	Luis Felipe Sposito de Souza	06.07.2016	Sales	Work in progress	Luis Felipe Sposito de Souza	<div>TP calculation needed</div>	Standard

Take

1. Choose "Accept" option to indicate that someone is working with the OR already.
2. Choose "Release" option to release the OR to another DDP member, as shown in the following image.
3. Select the "OR number" to enter the detail of the "OR"

The screenshot shows the ZINA TransferPrice DDP Inbox (order request) interface. The interface includes a search bar for OR number, filters for OR Number, Status, Priority, and Show OR, and a table of order requests. The table has columns for OR NUMBER, CUSTOMER TEAM, OWNER, CREATION DATE, OR TYPE, STATUS, DDP MEMBER, ACTION, and PRIORITY. The 'testexception' row is highlighted. Callout 1 points to the 'Accept' option in the 'Taken' dropdown menu. Callout 2 points to the 'Release' option in the 'Taken' dropdown menu. Callout 3 points to the 'testexception' row in the table.

OR NUMBER	CUSTOMER TEAM	OWNER	CREATION DATE	OR TYPE	STATUS	DDP MEMBER	ACTION	PRIORITY
testatreinamento2	TEL Colombia - Test Only	Luis Felipe Sposito de Souza	09.03.2017	Risk Order	Taken	User DDP	Taken	Standard
testatrouhi	TEL Colombia - Test Only	Luis Felipe Sposito de Souza	06.03.2017	Scratch PO	Work in progress	Luis Felipe Sposito de Souza	Work in progress	Standard
testexception	TEL Colombia - Test Only	Luis Felipe Sposito de Souza	27.02.2017	Trial	Sent to DDP	MEMBER	Release	Standard
Teste With New Item Proposal Field	TEL Colombia - Test Only	Luis Felipe Sposito de Souza	09.02.2017	Sales	Work in progress	Luis Felipe Sposito de Souza	TR calculation needed	Standard
TesteExceção1309	TEL Colombia - Test Only	Luis Felipe Sposito de Souza	13.09.2016	Sales	Work in progress	Luis Felipe Sposito de Souza	TR calculation needed	Standard
TesteNovoFluxo1309	TEL Colombia - Test Only	Luis Felipe Sposito de Souza	13.09.2016	Donation	Work in progress	Luis Felipe Sposito de Souza	Work in progress	Standard
123123testescreat	TEL Colombia - Test Only	Luis Felipe Sposito de Souza	13.07.2016	Scratch PO	Work in progress	Luis Felipe Sposito de Souza	Work in progress	Standard
TesteSalesMartinJuliana	TEL Colombia - Test Only	Luis Felipe Sposito de Souza	06.07.2016	Sales	Work in progress	Luis Felipe Sposito de Souza	TR calculation needed	Standard

Once "DDP information", "Item proposal" and "Composition" data are complete:

1. Display "Options" menu.
2. Click on "Composition" option.

The screenshot shows the ZINA TransferPrice web application interface. The top navigation bar includes the ZINA logo, the TransferPrice logo, and a search bar for OR numbers. The main content area displays the OR name: TEL Colombia - Test Only\_testexception\_OEM\_125151. Below this, there is a table with various fields and values. A blue box highlights the 'Options' menu, which is open, showing the following options: DDP information, Item proposal, Composition, and Print order request. A blue circle with the number '1' is placed over the 'Options' menu, and a blue circle with the number '2' is placed over the 'Composition' option.

ALC	
OR number	testexception
Process type	Trial
Software level	
NE ID (upgrade)	
SAP progress origin	P
License key activator name	
License key activator email	
Site ID	
SW/LK Validity (Months)	
Global CSP configuration unit(CU) ID	125151
Equipment type	HW
Importation plant hardware	BR50
Invoicing plant hardware	BR50
Sales price	
Source	OEM
WBS element	

- 1. Review your info in composition module.
- 2. Display the “Edition tools” menu.
- 3. Click on “Create Exception” option.

1

2

3

Composition: Hardware

OR number: testexception | Status: Work in progress

Transfer price ▾ Edition tools ▾ Update

+

Add media items

✎

Create Exception

✎

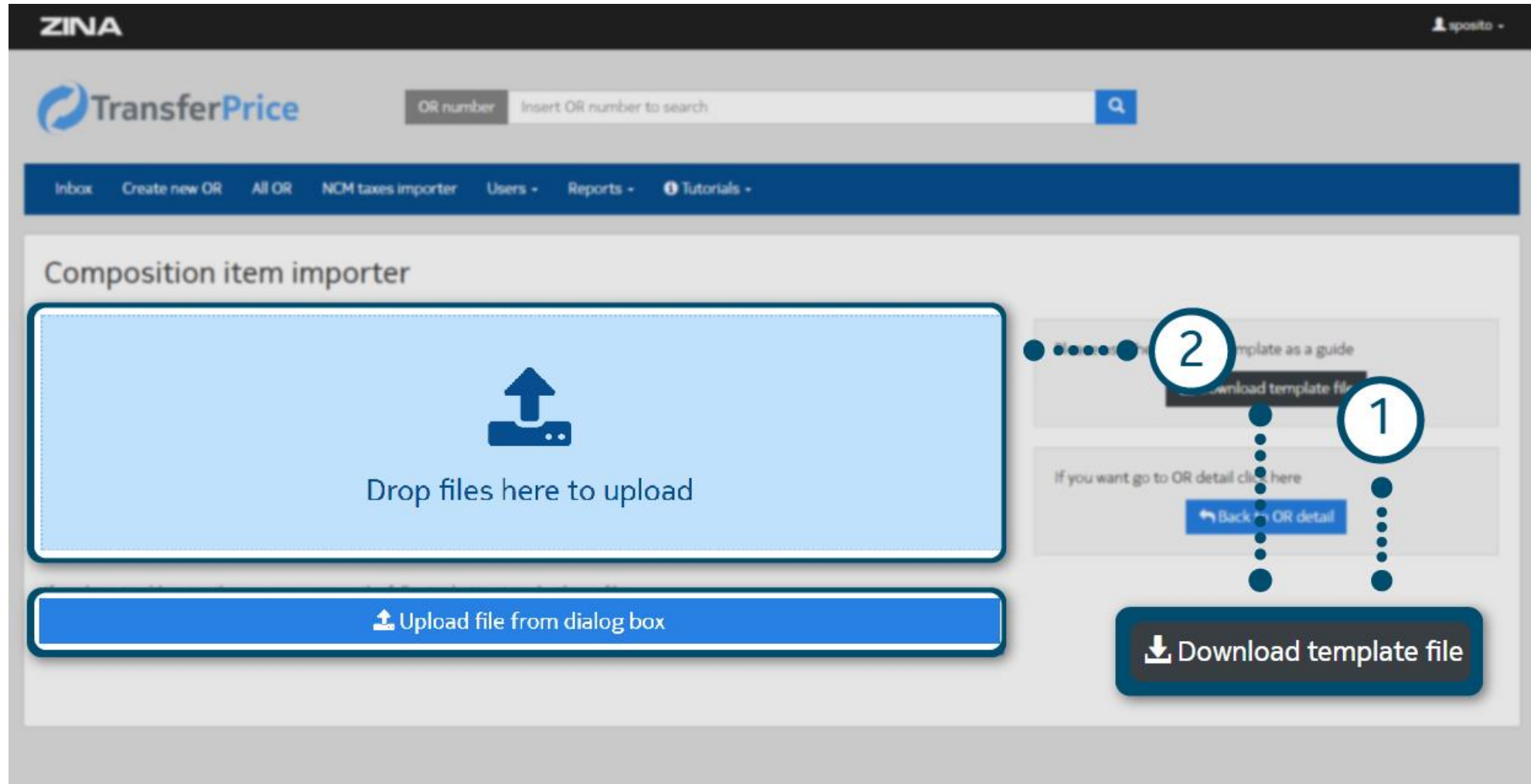
Edit version items

⌕

Fullscreen

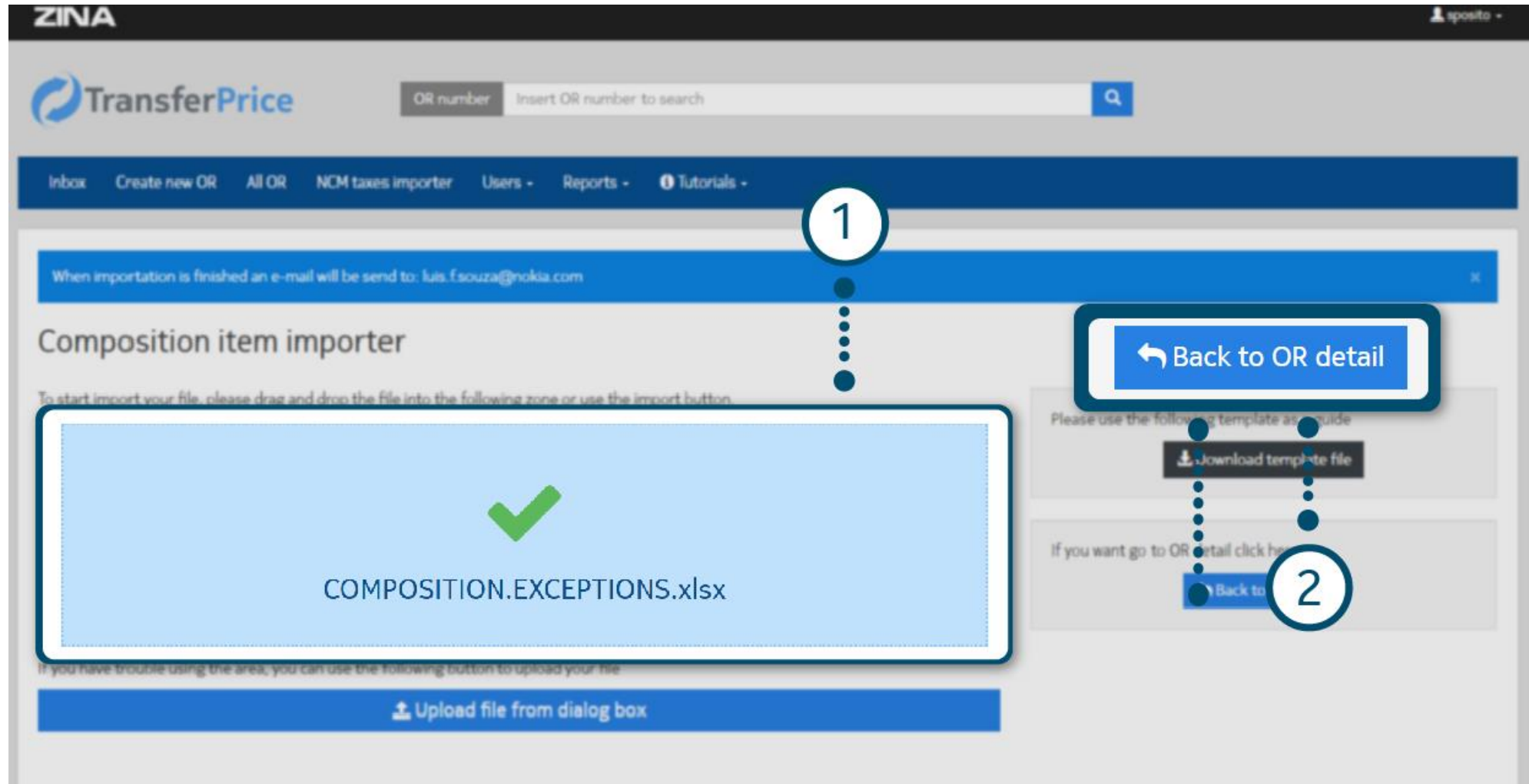
Level	Description	Code	Version	Qty	Importation Plant	Invoicing Plant	NC
PCI	EPDGHW	EPDGHW		1	BR50	BR50	
SI	EPDG BRAZIL	EPDGBRA01	EPDGBRA01.00	1	BR50	BR50	85
Composed by							
Description	Sales Item	Version	Qty				NC
EPDG IA RMS DC	EPDGIARMSDC		1				84
SFP+ 10Gb/1Gb Ethernet, 850nm	EPDGMMSFPP		4				85
SFP, electrical 1000Base-T	EPDGSFPELEC		4				85
DC power Input Module IA-RMS Server	EPDGPPOWERDC		1				85

1. Download template .xls file.
2. To start import your file, please drag and drop the file into the following zone or use the import button.





1. If the import process was successful, you will see an alert indicating that your file has been imported, otherwise check your .xls document and perform the import process again.
2. Click on “Back to OR detail” to continue DDP process.



As the image indicates, you are on the detail of the OR, click on the "Inbox" option in the top menu.

ZINA

TransferPrice

OR number

Q

Inbox

All OR

TP general report

Tutorials

OR name: TEL Colombia - Test Only\_testexception\_17\_\_HW\_OEM\_125151

Options

DDP information

Item proposal

Composition

Print order request

Actual status: Work in progress

Comments

There are no comments on this order request yet!

ALC	
OR number	testexception
Process type	Trial
Software level	
	FI
Global CSP configuration unit/CUI ID	125151
Equipment type	HW
Importation plant hardware	BR50
Invoicing plant hardware	BR50
Sales price	
Source	OEM
WBS element	

Inbox



1. Display the black option "Work in progress".
2. To finish the DDP process you must select an option from the "Work in progress" menu, so keep in mind the box shown in the image.

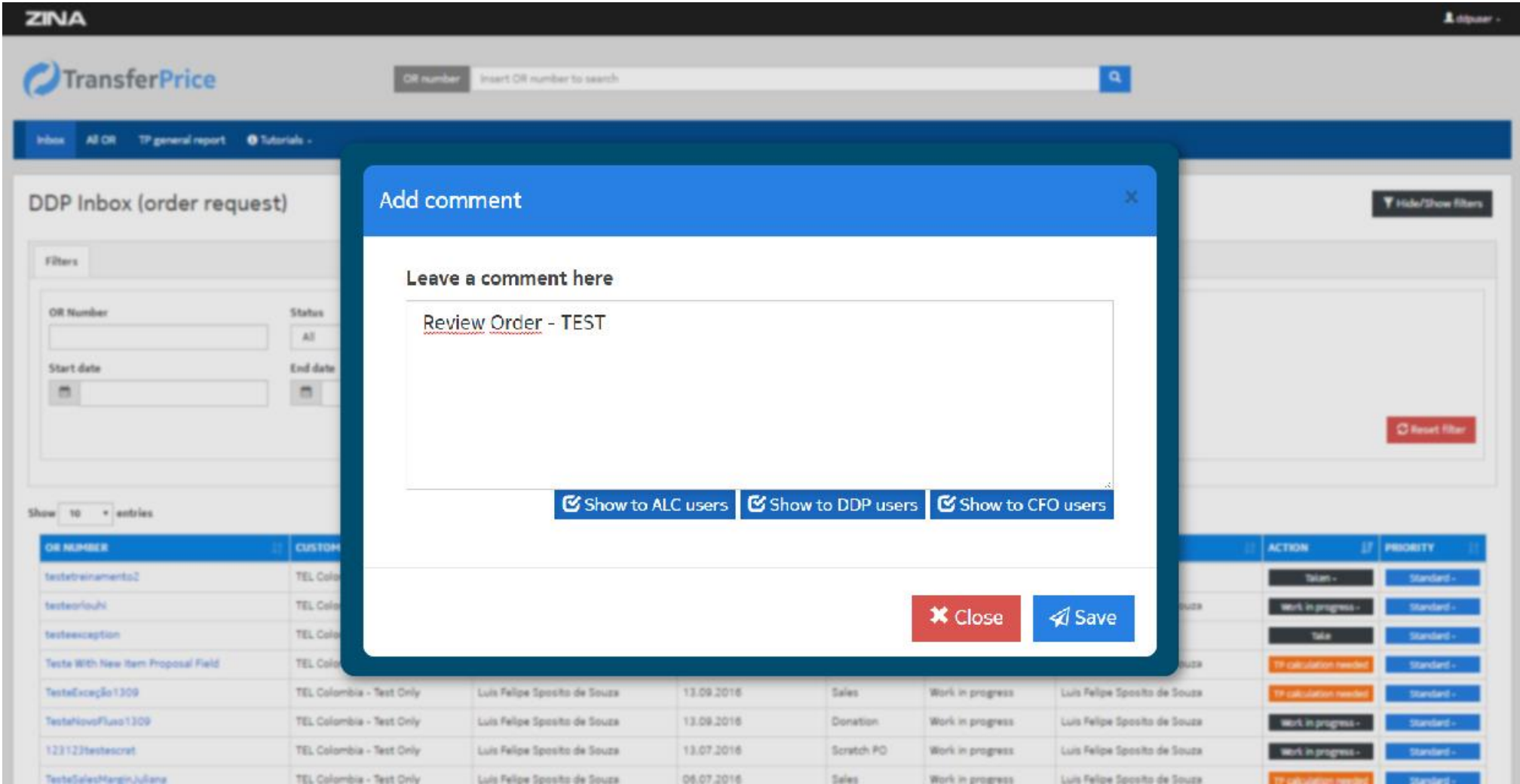
The screenshot shows the ZINA system interface. A modal window is open, displaying a table of actions for the 'Work in progress' status. The table has two columns: 'ACTION' and 'DESCRIPTION'.

ACTION	DESCRIPTION
Send to CFO	Send to the financial department o make review or approval of the calculation in exceptional cases.
Return to logistics	This option allows the import process to continue.
ALC Reprocessing	In the case of incorrect information or adjusting an existing OR.
On Hold	This option should be activated when there are doubts about an OR that can not be clarified at the moment, so the process is paused until the correct information is obtained.
Release	Allows you to release the OR for another DDP user who wants to be responsible.

Below the modal window, a dropdown menu is open, showing the following options: 'Send to CFO', 'Return to logistics', 'ALC reprocessing', 'On hold', and 'Release'. The 'Work in progress' status is selected in the dropdown.

In the background, a table of data is visible, showing columns for 'ACTION' and 'PRIORITY'. The 'ACTION' column contains values like 'Taken', 'Take', 'Work in progress', and 'Release'. The 'PRIORITY' column contains values like 'Standard'.

Write your comments and click the blue "Save" button to send and save or the red "Close" button to close.



If you need any further assistance, user management and support, please get in touch with our team at [support.zina@nokia.com](mailto:support.zina@nokia.com)

**NOKIA**